

7ft Lean Too Storage  
**Windowless**<sup>®</sup>  
Technical Details



For Queries and Help  
please call Product  
Support:  
01636 858377

**PROPRIETARY AND CONFIDENTIALITY**


All the information contained within this document including all technical data, dimensions, shape/form and branding (inc. Trademarks, logos, etc.) Is the sole property of Kybotech Limited. The reproduction and/or disclosure to any third party of any information contained within this document is strictly prohibited. Breaches of the copyright will be dealt with on the highest level of severity with immediate legal proceedings.

# 7ft Lean Too Storage

Side elevation: depth 2.073m/6'10"

## Sizes available

available in standard 19mm and 28mm cladding types

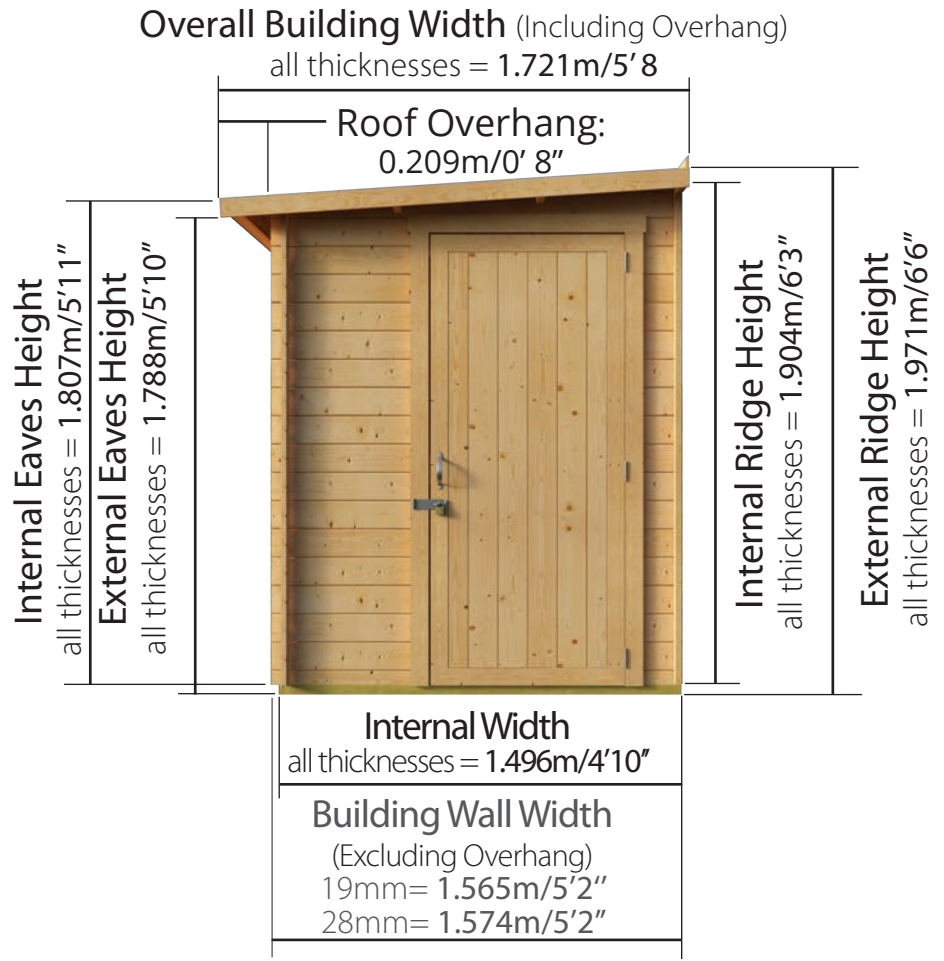


Lean Too Storage  
D7ft x W5ft  
(Including Overhang)

# D1.5m x W2.0m / D5'2" x W6'10"

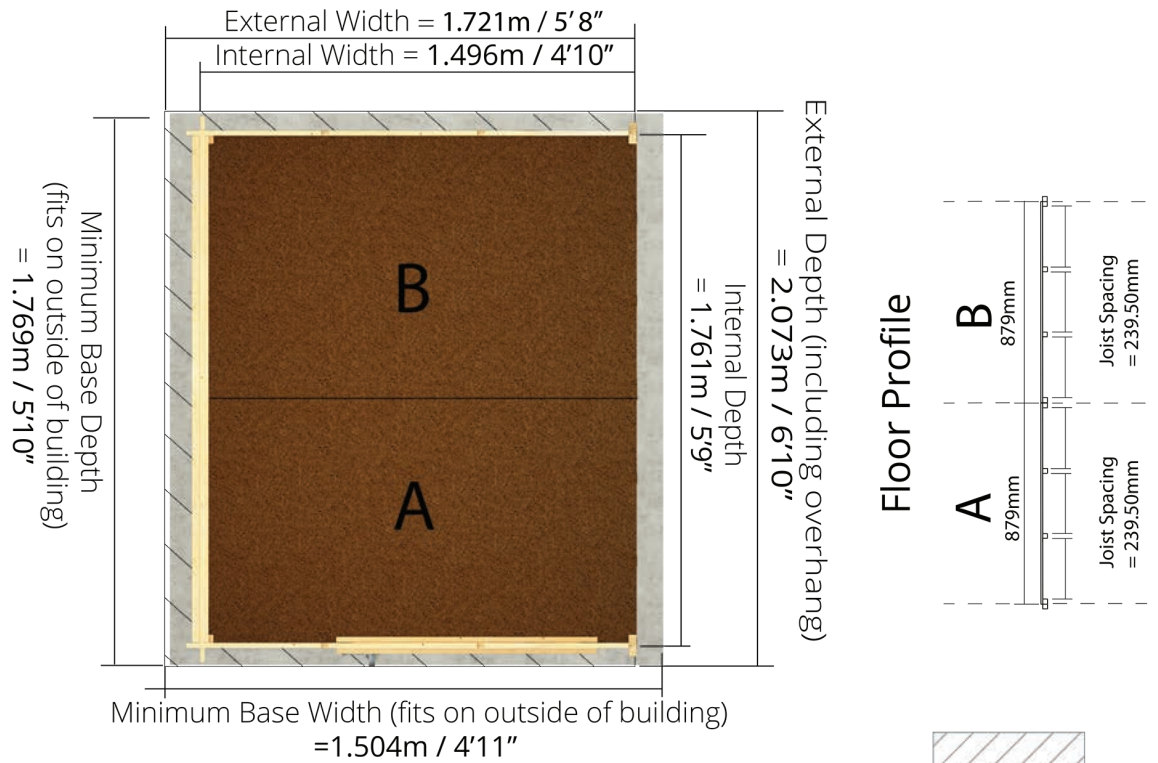
## Interlocking Storage Shed:

### Front elevation



Front of Building

### Floor Plan



Please note: your base must be perfectly level and drainage is required to allow water to run off the surface. There must also be at least 2m clearance on each side to allow annual treatment to be applied.